

PiXL Independence:

MFL - Student Booklet

KS4

German

Contents:

- I. Beginner Level – 20 credits per question
- II. Advanced Beginner Level – 30 credits per question
- III. Intermediate Level – 40 credits per question
- IV. Proficient Level – 60 credits per question
- V. Advanced Level – 70 credits each
- VI. Expert Level – 80 credits each

I. Beginner Level. Anfängerstufe

20 credits per question.



1. Write the 4 forms of the definite article in the table below.

masc. singular	fem. singular	neuter singular	plural
the	the	the	the

2. Give 5 examples of singular masculine nouns using the correct definite article.

Definite article	Noun	English meaning

3. Give 5 examples of singular feminine nouns using the correct definite article.

Definite article	Noun	English meaning

4. Give 5 examples of singular neuter nouns using the correct definite article.

Definite article	Noun	English meaning

5. Give 5 examples of plural nouns using the correct definite article.

Definite article	Noun	English meaning

<https://www.rocketlanguages.com/german/lessons/german-articles>

https://en.wikipedia.org/wiki/German_articles

6. Write the 3 forms of the indefinite article in the table below.

masc. singular	fem. singular	neuter singular	masc.& fem. plural
			-
a/an	a/an	a/an	some

7. Write 5 different words/phrases that can be used as the partitive article in the table below.

8. Translate the following sentences:

- a) I would like some coffee
- b) I have some shirts
- c) Some people are friendly
- d) Do you have some bread?

9. Read the following statements about adjectives. Which are **true** and which are **false**?
Write T or F at the end of each sentence.

- a) The endings of German adjectives change depending on the gender of the noun they are describing and depending on whether the noun is singular or plural.
- b) The endings of German nouns change depending on if they are used with the definite or indefinite article
- c) To make a singular adjective feminine following a definite article you **usually** add an **e**.
- d) To make a singular adjective masculine an indefinite article you **usually** add an **er**.
- e) To make a singular adjective neuter following a definite article you **usually** add an **es**.
- f) Some adjectives **never** change.
- g) Plural adjectival endings always end in **en**.
- h) German adjectives behave in the same way as English adjectives.
- i) Most adjectives come before the noun they describe.
- j) You also change the adjectival ending if it comes after the noun it is describing.
- k) Adjectives of nationality do not need a capital letter but change according to gender.

10. Translate the following sentences.



https://en.wikipedia.org/wiki/German_adjectives

<http://www.bbc.co.uk/schools/gcsebitesize/german/grammar/adjectivesendingsrev2.shtml>

http://mylanguages.org/german_adjectives.php

- a) The black pen. _____
- b) The long ruler. _____
- c) The pretty girl. _____
- d) The red cars. _____
- e) The yellow pencils. _____
- f) He is hardworking. _____
- g) She is hardworking. _____
- h) The lazy man. _____
- i) The lazy girl. _____
- j) The funny woman. _____
- k) The funny man. _____
- l) The talkative lady. _____
- m) A new dress. _____
- n) Some new shoes. _____
- o) A new bike. _____
- p) I have a white eraser. _____
- q) A cold drink. _____
- r) He is sporty. _____

- s) She is sporty. _____
- t) She is nice. _____
- u) He is nice. _____
- v) She is understanding. _____
- w) A beautiful town. _____
- x) An intelligent teacher. _____
- y) A large, pretty town. _____
- z) A small, shy boy. _____

Make a list here of some intensifiers which go in front of adjectives.

11. Translate these sentences with intensifiers and adjectives:

- My dog is very thin: _____
- My very thin dog is loud: _____
- I have an extremely annoying brother: _____
- My extremely annoying brother is here: _____
- The child is quite small: _____
- My quite small child is awake: _____

12. Go to these websites and do some revision on comparative and superlative adjectives and adverbs. Once you feel confident translate the following sentences. (Remember adjectival agreement.)

<https://www.germanveryeasy.com/comparative-and-superlative>

<https://www.thoughtco.com/german-lesson-comparison-of-adjectives-4069755>

13. Comparatives

a) Sarah ist viel grösser als Ralf.

b) Paul is smaller than Philip.

c) Autos sind viel schneller als Fahrräder.

d) My apartment is more expensive than your house.

e) Meine Tasche ist billiger als deine Tasche.

f) My pencil case is cheaper than your pen.

g) Das Restaurant ist teurer als das Café.

h) London is as expensive as Paris.

i) Dieser Stift ist besser der Andere.

j) This programme is better than the other one.

k) Der Deutschlehrer ist langweiliger als die Englischlehrerin.

l) The geography teacher is worse than the history teacher.

14. Superlatives

a) Das Zimmer ist das kleinste.

b) He is the most handsome.

c) Er ist der interessanteste Lehrer.

d) She is the least intelligent teacher.

e) Dieser Film ist der schlimmste.

f) This book is the worst.

g) Mein Hund ist der beste.

h) She is the best.

15. Possessive adjectives

Go to the following websites and revise possessive adjectives. Then do question 16.

<http://www.bbc.co.uk/schools/gcsebitesize/german/grammar/possessivepronounsrev1.shtml>

16. Fill in the table below with the correct possessive adjective and then translate the following sentences (just for the **nominative** case).

	my	your	his/her/its	our	your	their
masculine singular						
feminine singular						
neuter singular						
masculine and feminine plural						

a) My father is strict.

b) My mother is kind.

c) Your brother is handsome. (informal)

d) Your sister is intelligent.

e) His pen is black.

f) Her pen is red.

g) His table is big.

h) Her table is small.

i) Her sweets are expensive.

j) His pencils are blue.

k) My friends are funny.

l) Your clothes are black. (informal)

m) His parents are talkative.

n) Her hair is blond.

o) Our dog is brown.

p) Our house is old.

q) Our cats are white.

r) Your house is beautiful. (formal)

s) Your friends are sporty. (formal)

t) Their car is dirty.

u) Their garden is green.

v) Their shoes are clean.

17. Interrogative adjectives – have a look at this website to learn about interrogative adjectives.

<http://joycep.myweb.port.ac.uk/abinitio/chap6-9.html>

18. Write the correct interrogative adjective in the grid below. Then fill in the gaps below (**nominative** case only).

masculine singular	feminine singular	neuter singular	plural

- a) _____ Katze ist im Schlafzimmer?
b) _____ Film läuft im Kino?
c) _____ Haus ist das grösste?
d) _____ Farben magst du?
e) _____ Zeitschriften liest du gern?

19. Translate the subject pronouns below.

Singular subject pronouns	Plural subject pronouns
ich	wir
du	ihr
<u>S</u> ie	sie
er	<u>S</u> ie
sie	
es	
man	

20. a) In which two contexts do you use Sie?

b) When would you use *ihr*?

c) How do you say **it**, in German?

d) What are the meanings of *man*?

Herzlichen Glückwunsch!

II. Advanced Beginner Level - Anfängerfortschrittsstufe

30 credits per question

Personal pronouns

Quickly remind yourself what these are:

Do some revision on direct object pronouns. Follow the link below.

Direct object pronouns

<http://www.germanlanguageguide.com/german/grammar/pronouns.asp>

1. Complete the box below with the correct direct object pronouns.

singular	plural

2. Replace the noun with the correct direct object pronoun:

a) Ich lese **das Buch** - _____

b) Ich liebe **meine Mutter** - _____

- c) Ich kenne **den Mann** - _____
- d) Ich esse **Pommes** - _____
- e) Ich mache **meine Hausaufgaben** - _____

3. Now put these sentences into German and replace the noun with the correct direct object pronoun:

- a) I buy the magazine: _____
- b) I drink the water: _____
- c) I like the dog: _____
- d) I watch the films: _____
- e) I know the teacher: _____

Do some revision on indirect object pronouns. Follow the link below.

Indirect object pronouns

<http://www.germanlanguageguide.com/german/grammar/pronouns.asp>

4. Complete the table with the indirect pronouns and their plurals.

singular	plural

5. Translate the following sentences.

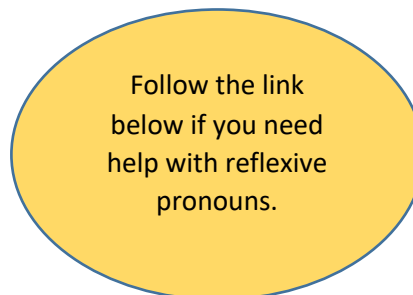
- a) I give him a present: _____
- b) I speak to him: _____

c) I telephone them: _____

d) I write to her: _____

6. Translate the following reflexive pronouns:

mich	
dich	
sich	
uns	
euch	
sich	



https://en.wikipedia.org/wiki/German_pronouns#Reflexive_pronouns

7. Translate the following sentences.

a) He loves himself: _____

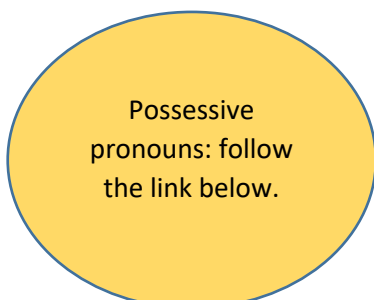
b) She washes herself: _____

c) We organise ourselves: _____

d) You help yourself: _____

Possessive pronouns

Do some revision on possessive pronouns. Look at the website below.



<http://germanlanguageguide.com/german/grammar/possessive-pronoun.asp>

8. Learn the meanings and spellings of these possessive pronouns.

English	masc singular	fem singular	neuter singular	plural
my	mein	meine	mein	meine
your	dein	deine	dein	dein
his	sein	seine	sein	seine
her	ihr	ihre	ihr	ihre
our	unser	unsere	unser	unsere
your (plural)	ihr	ihre	ihr	ihre
their	ihr	ihre	ihr	ihre

9. Cover the table above and re-write them correctly in the table below.

English	masc singular	fem singular	neuter singular	plural
my				
your				
his				
her				
our				
your (plural)				

their

10. Translate these sentences:

- a) My house is really modern: _____
- b) His homework is too difficult: _____
- c) Your (plural) flowers are so beautiful: _____
- d) Their trees are too tall: _____

Demonstrative pronouns

Demonstrative pronouns: follow the link below.

Do some revision on demonstrative pronouns. Look at the website below.

<http://germanlanguageguide.com/german/grammar/demonstrative-pronoun.asp>

11. Complete the table with the demonstrative pronouns.

masculine singular	feminine singular	neuter singular	plural

12. Translate these sentences:

- a) I love this book: _____
- b) This woman is funny: _____
- c) These fields are green: _____
- d) This horse is wild: _____
- e) These clothes are too tight: _____

13. Reflect on your learning and answer these questions:

a) How would you explain to a German beginner what pronouns are?

b) When do you use reflexive pronouns?

c) What is the difference between direct object pronouns and indirect ones?

14. Follow these links on German pronouns.

<https://german.net/exercises/pronouns/>

<http://www.bbc.co.uk/schools/gcsebitesize/german/grammar/casesintroductionrev1.shtml>

<http://www.jabbalab.com/blog/795/how-the-german-cases-work-nominative-accusative-dative-and-genitive>

The German cases

15. Name the four German cases:

- a) _____
- b) _____
- c) _____
- d) _____

Do some research on the German cases. Follow the links above.

16. Explain when each of these cases are used.

Case 1:	
Case 2:	
Case 3:	
Case 4:	

17. Write a sentence about **der Hund** in each case to demonstrate your understanding.

Case	German	English

18. Complete these tables for German articles in each of the cases.

Definite article

	Masculine	Feminine	Neuter	Plural
Nominative Case				
Accusative Case				
Dative Case				
Genitive Case				

Make a note of any exceptions to the above rules.

Indefinite article

	Masculine	Feminine	Neuter	Plural
Nominative Case				
Accusative Case				
Dative Case				
Genitive Case				

Make a note of any exceptions to the above rules.

Repeat this process by completing this table of possessive adjectives for each case.

	Masculine	Feminine	Neuter	Plural
Nominative Case				
Accusative Case				
Dative Case				
Genitive Case				

Finally, complete this table of adjectival endings for the adjective **klein** in each case.

	Masculine	Feminine	Neuter	Plural
Nominative Case				
Accusative Case				
Dative Case				
Genitive Case				

19. Fill in these gaps with the correct adjectival endings.

a) Hattest du eine Reise mit deinem Freund? [*schön / neu*]

b) Ich wünsche euch einen Tag und eine Nacht. [*schön / gut*]

c) Meine Tochter ist ein Mädchen und hat einen Freund. [*nett / nett*]

d) Berlin ist eine Stadt und eine Stadt. [*schön / groß*]

e) Das Mädchen spielt mit seiner Freundin. [*jung / neu*]

f) Wie heißt das Lied? Das ist das Lied von Elton John. [*schön / neu*]

- g) Fährst du mit dem Auto deines Bruders? [*schnell / groß*]
- h) Die eine Wurst gebe ich dem Hund, die andere bekommt der Hund. [*klein / groß*]
- i) Deutschland ist ein Land mit Einwohnern. [*groß / viel*]
- j) Eine Reise ist ein Geschenk für Menschen. [*schön / lieb*]
- k) Es liegt Schnee auf dem Berg und regnet auf dem Hügel. [*hoch / klein*]

Check your answers here.

<https://german.net/exercises/adjectives/endings/>

20. Underline and correct the mistake in each sentence.

- a) Mein Mutter kaufte mir eine neue Hose.
- b) Meine Freundin schreibt mich einen langen Brief.
- c) Meine Eltern fahren ohne mir in den Urlaub.
- d) Die Freundin mein Bruders spielt täglich Tennis.
- e) Der Maler malt du ein schönes Bild.
- f) Du möchtest mit deinen Freunden in der Garten gehen?
- g) Mein Vater machte ihn heute sein Essen selbst.
- h) Helmut liebt Helga und schenkt ihr täglich rot Rosen.
- i) Mein Bruder spielt mit mein Hund im Garten.
- j) Ich gehe mit meinen Freundin in die Schule.
- k) Mein Freund besucht sein Vater, der in England wohnt.
- l) Fleisch schmeckt sehr gut mit frischer Gemüse.

Herzlichen Glückwünsch!

III. Intermediate Level - Fortschrittsstufe

40 credits per question

Relative pronouns

1. Revise relative pronouns on BBC bitesize.

<http://germanforenglishspeakers.com/pronouns/relative-pronouns/>

2. In your own words, explain when to use relative pronouns in German.

3. Write full sentences in German that include these relative pronouns:

den

der

die

wo

The Infinitive

4. Do some research on the German infinitive. Follow the link below.

<http://www.digitaldialects.com/German/Verbsinfinitive.htm>

5. In your own words, describe what the infinitive form is.

6. Draw up a list of German infinitive verbs which can have 'zu' in front of them to make impersonal phrases (e.g. '**verbessern**': Ich hoffe mein Deutsch zu **verbessern** = I hope to **improve** my German).

7. Circle the infinitive verbs in these sentences:

- a) Ich fahre ins Ausland, um meine Freunde zu besuchen.
- b) Englisch lernen macht Spass.
- c) Ich gehe ins Kino, anstatt meine Hausaufgaben zu machen.
- d) Um schlank zu werden, esse ich gesünder.
- e) Es ist interessant, Bücher zu lesen.

8. Find the infinitive in each of these sentences and write it in its full form in the box.

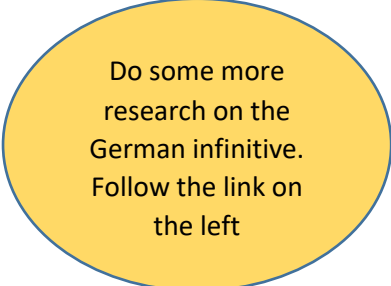
- a) Er isst einen Apfel. Infinitive:
- b) Er fährt mit dem Fahrrad. Infinitive:
- c) Meine Mutter trägt keine Brille. Infinitive:
- d) Siehst du das rote Auto? Infinitive:
- e) Meine Freundin gibt mir einen Kuss. Infinitive:
- f) Wir sind gute Freunde. Infinitive:
- g) Hat jemand eine Frage? Infinitive:
- h) Er lässt seinen Hund alleine. Infinitive:
- i) Wie alt bist du? Infinitive:
- j) Mein Vater ist älter als meine Mutter. Infinitive:
- k) Sie nimmt ihr Geschenk. Infinitive:
- l) Wer liest das Gedicht vor? Infinitive:
- m) Ich weiss wer das ist. Infinitive:
- n) Ich mag Äpfel und Kirschen. Infinitive:

9. Which of the following statements are **true** and which are **false**? Write T or F next to each statement.
- a) All German infinitives end in **-en**.
 - b) You can use the preposition **zu** in front of all infinitives.
 - c) Sentences with **der Spaß** and **die Lust** will always have an infinitive.
 - d) You never find the infinitive form in the dictionary.
 - e) When two verbs follow each other in a sentence, the second verb is always in the infinitive.
 - f) The infinitive is always at the very end of a sentence.
 - g) Many infinitives can become nouns by capitalising the first letter.
 - h) Verbs expressing future intentions or wish are followed by the infinitive.

Correct the false sentences.

Do some more research into the German infinitive here:

<https://www.thoughtco.com/the-german-infinitive-1444480>



Do some more research on the German infinitive. Follow the link on the left

10. Draw up a list of verbs which can pair up with an infinitive in a sentence.

11. Draw up a list of nouns which carry an infinitive to complete it as a sentence.

Using the infinitive with 'müssen'

See the verb conjugation of **müssen** here.

<https://www.verbformen.com/conjugation/mu:ssen.htm>

Find out about **müssen** and the perfect initiative by following the links

12. Translate the following sentences into German:

- a) He must wash his car: _____
- b) We have to go home: _____
- c) They must carry the cases: _____
- d) I have to leave immediately: _____

The Present Tense

<https://german.net/exercises/tenses/present/>

Do some revision and practice of present tense verbs by following the link on the left

13. Highlight the statements that are true.

- a) You use the present tense to describe what is taking place now.
- b) You use the present tense to describe what will happen in the distant future.
- c) You use the present tense to describe something that happened yesterday.
- d) You use the present tense to describe something that happens regularly.
- e) Present tense verb endings change depending on who is doing the verb/action.

14. Fill in the gaps below to form a correct description about how to formulate the present tense of regular **en** verbs.

Take the _____ form of an **en** verb. Remove the _____ from the infinitive to form the _____. Then _____ the following endings.

15. List the usual present tense verb endings, using **gehen** as your infinitive stem verb.

ich _____
du _____
er _____
sie _____
man _____
es _____
wir _____
ihr _____
sie _____
Sie _____

16. Fill these boxes with the correct present tense verb form of the infinitives in brackets at the end of each sentence.

a) Ich in meinem Zimmer und für die Schule. [*sitzen / lernen*]

b) du morgen in die Schule? Dann ich dir dein Buch. [*kommen / bringen*]

c) du schon zu Hause? du zum Essen? [*sein / kommen*]

d) Es ihm keinen Spass. Er lieber mit seinen Freunden.
[machen / spielen]

e) Meine Frau nach Hause und das Abendessen. [gehen / kochen]

f) Ich Jan und wohne in Berlin. [heissen / wohnen]

g) du mir deinen Schlüssel? Ich meinen nicht. [geben / finden]

h) Meine Eltern in Urlaub, aber am Sonntag zurück.
[fahren / kommen]

i) Ich Äpfel, aber keine Tomaten. [lieben / essen]

j) Ich ihr immer Briefe, aber sie nie zurück. [schreiben / schreiben]

Find information on
German irregular
verbs in the link
below.

<http://www.joycep.myweb.port.ac.uk/verbs/tenspres5.html>

17. List as many German verbs as you can that **don't** end in **-en** in the box below.

Irregular '-en' verbs

Go and research about German irregular verbs that don't follow the standard conjugation pattern.

<https://www.rocketlanguages.com/german/lessons/german-irregular-verbs>

18. Translate these irregular verb forms.


- a) I am: _____
- b) You drive: _____
- c) You are: _____
- d) You (plural) have: _____
- e) You will / become: _____
- f) He/she/one/it has: _____
- g) You (plural) are: _____
- h) You (plural) have: _____

19. Complete these online present tense verb formation exercises.

<https://deutsch.lingolia.com/en/grammar/tenses/present-tense/exercises>

<https://www.sporcle.com/games/2016boneill/german-verbs-present-tense>

Then, in the box below, make as many bullet points as you can about any rules for verb and tense formation that you have learned.



IV. Proficient Level - Kompetenzstufe

60 credits per question

Do some research on German irregular verbs. Follow the link below.

Irregular verbs

<https://www.rocketlanguages.com/german/lessons/german-irregular-verbs>

1. What are irregular verbs?

2. Learn the present tense forms of these very common irregular verbs. Write them below from memory (your **Level 3 Fortschrittsstufe** booklet will help too).

<i>haben</i>	<i>sein</i>	<i>werden</i>	<i>wissen</i>

3. Have a go at the irregular verb gap-filling exercise here:

<https://german.net/exercises/verbs/irregular/>



<http://www.bbc.co.uk/schools/gcsebitesize/german/grammar/verbsmodalrev1.shtml>

4. What are modal verbs?

5. Learn the present tense forms of these modal verbs. Write them below, from memory.

<i>müssen</i>	<i>dürfen</i>	<i>können</i>	<i>mögen</i>	<i>wollen</i>	<i>sollen</i>

Research
perfect tense.
Follow the link
below.

<https://grammar.collinsdictionary.com/german-easy-learning/the-perfect-tense>

The Perfect Tense

12. When do you use the perfect tense in German?

13. Which are the key rules for forming the perfect tense?

14. a) Write from memory the 2 **auxiliary verbs** needed to form the perfect tense.

haben

sein

b) Try this past participle formation exercise:

<https://german.net/exercises/tenses/past-participle/>

c) List some *irregular* past participles:

15. Write a list of the **past participles** which go with **sein** to form the perfect tense.

German past participle	English

16. How will you remember these verbs?

17. Correct the following perfect tense sentences. Deliberate mistakes have been made for you to correct.

- a) Letztes Wochenende bin ich Tennis im Park gespielt.
- b) Letztes Jahr haben wir nach Amerika in den Urlaub gefahren.
- c) Gestern hat sie ins Schwimmbad gegangen.
- d) Er ist sein Buch im Zimmer gelesen.
- e) Hast du ins Kino gegehen?
- f) Sie haben Pizza im Restaurant geessen.
- g) Ihr habt in der Schule gestudiert.

18. Translate the following sentences into German.

- a) Last year I went to Italy with my family. We travelled by plane and by train.
- b) Yesterday I went to the cinema with my friends. We watched a science fiction-film and we ate a lot of popcorn.
- c) He went to town last weekend and bought a tee-shirt and some trainers.
- d) She got up at eight o'clock and got washed; then she got dressed and ate her breakfast.
- e) You arrived at school late last Friday.
- f) We did volunteer work last night. We distributed food parcels and sleeping bags to homeless people.
- g) Last Christmas we ate too much and we drank too much but we had fun.

20. Create a step-by-step flow chart which explains how to formulate the perfect tense in German.



21. Try this online gap filling exercise for the perfect tense.

<https://german.net/exercises/tenses/perfect/>

Wir gratulieren!

V. Advanced Level - Fortgeschrittene Stufe

70 credits per question

Do some research on the imperfect tense. Follow the link

The Imperfect Tense

<http://www.bbc.co.uk/schools/gcsebitesize/german/grammar/verbsimperfectrev2.shtml>

<http://www.jabbalab.com/blog/7770/german-imperfect-tense-with-example-sentences-and-test>

1. When would you use the imperfect tense? Give some examples in English.

2. Describe the difference between the imperfect and perfect tense. Use a German example of each to illustrate this.

3. Fill in the gaps.

When using a weak _____, you need to change the ending and leave the _____ as it is in the _____ tense. With _____ verbs, the ending follows the same form as weak verbs. However, the stem of the verb will _____.

The main difference between weak and strong _____ in the imperfect tense is that _____ verbs have different endings. As with _____ verbs, the _____ may change when going into the _____ tense.

4. Complete the imperfect tense conjugations for the **weak** verb **spielen**:

ich _____
du _____
er/sie/man/es _____
wir _____
ihr _____
sie _____

5. Complete the imperfect tense conjugations for the **mixed** verb **kennen**:

ich _____
du _____
er/sie/man/es _____
wir _____
ihr _____
sie _____

6. Complete the imperfect tense conjugations for the **strong** verb **fahren**:

ich _____
du _____
er/sie/man/es _____
wir _____
ihr _____
sie _____

7. Translate these imperfect tense sentences into English.

Es begann zu regnen.

Heinz dürfte leider nicht mitkommen.

Wir bestellten Lasagne zum Abendessen.

Carmen holte die Zeitung aus dem Briefkasten.

Jürgen wog früher mehr als Björn.

Es ging ihm letztes Jahr sehr schlecht.

Mein erstes Haus kaufte ich vor 40 Jahren.

Amanda spielte früher jeden Tag Flöte.

Wir liebten unseren Opa.

Ich fuhr früher jeden Tag mit dem Fahrrad zur Schule.

8. Complete these sentences with the correct imperfect tense verb conjugation.

- a) Meine Freundin _____ sich in den Finger. (schneiden)
- b) Früher _____ mein Bruder immer meine Hausaufgaben. (machen)
- c) _____ du früher nicht Herrn Weber in Biologie? (haben)
- d) Ich _____ ihn an. (schreien)
- e) Meine Oma _____ mir abends immer ein Lied vor. (singen)
- f) Wieso _____ er ins Krankenhaus? (müssen)
- g) Marco _____ dir nur helfen. (wollen)
- h) Als Kind _____ ich oft in diesem Sessel. (sitzen)
- i) Herr Weiß _____ sein ganzes Leben lang. (sparen)
- j) Wir _____ 1972 in Hannover. (studieren)
- k) Conny _____ sich früher heimlich mit ihrem Exfreund. (treffen)
- l) Er _____ mir jeden Donnerstag Nachhilfe. (geben)
- m) Wieso _____ ihr damals in England heiraten? (wollen)
- n) Er _____ am 25. April auf die Welt. (kommen)
- o) Früher _____ wir sie Mona. (nennen)

Check your answers here.

<http://www.jabbalab.com/blog/8869/solution-of-the-german-imperfect-tense-test>



**Go to this
website**

<https://www.bing.com/search?q=german+pluperfect+tense&src=IE-SearchBox&FORM=IESR4N>

9. Do some research on the **pluperfect tense**. How would you explain this tense to a Year 9 pupil? When to use it and how to form it?

10. Translate these pluperfect tense sentences into English.

a) Ich konnte nicht ins Haus, denn ich hatte den Schlüssel verloren.

b) Letztes Jahr war ich in China. Ich war vorher noch nie dort gewesen.

c) Ich wusste nicht, wer die Frau war. Aber ich hatte sie schon einmal gesehen.

d) Ich war sehr hungrig, weil ich den ganzen Tag nichts gegessen hatte.

e) Nachdem er die Arbeit beendet hatte, ging er nach Hause.

11. Convert these perfect tense sentences into the pluperfect tense.

a) Sie hat ihre Hausaufgaben gemacht.

b) Er hat sein Frühstück gegessen.

c) Ich habe 20 Minuten gewartet.

d) Du hast Musik gehört.

e) Wir haben ferngesehen.

f) Ich bin zu früh angekommen.

g) Sie ist zur Bibliothek gegangen.

The Future Tense

<http://www.bbc.co.uk/schools/gcsebitesize/german/grammar/verbsfuturerev1.shtml>

12. Explain how to formulate the future tense.

**Research the
future tense
below.**

13. How can the present tense be used to describe future events?

14. a) Fill in the gaps in these future tense sentences.

- a) Mein Bruder mich besuchen, deshalb ich kochen.
- b) Ich feiern, leider du nicht kommen.
- c) Meine Eltern morgen wandern gehen, ich aber nicht mitgehen.
- d) Wir uns wiedersehen. Weißt du schon, wann du hier sein ?
- e) Morgen ich früh . [*aufstehen*]
- f) Wann du nach New York ? [*fliegen*]
- g) Meine Freundin ein Buch . [*schreiben*]
- h) Meine Schwester und ich morgen in die Schule . [*gehen*]
- i) Es morgen regnen, deshalb ihr nicht kommen.
- j) Sie kennen nicht den Weg. sie ? [*ankommen*]

Check your answers here:

<https://german.net/exercises/tenses/future/>

The Conditional Tense



<http://www.bbc.co.uk/1/learning/german/conditional-tense-what-it-is-and-how-to-use-it/schools/gcsebitesize/german/grammar/verbsconditionalrev1.shtml>

17. a) When is the conditional tense used ?

18. b) Fill in the gaps

The conditional tense is formed in two parts.

- The first part is the **würde** form of the verb _____. You may see this referred to as the _____ but it's easier to remember _____.
- The second part is the _____ form of the verb which is usually placed at the _____ of the sentence.

16. c) Write out the forms of **würden**.

Cover them up and re-write below.

ich	_____
du	_____
er/sie/man/es	_____
wir	_____
ihr	_____
sie	_____

19. Write out the present tense forms of these modal verbs which you can then use in place of *würden* to form conditional sentences (your **Level 4** booklet will help here).

<i>müssen</i>	<i>dürfen</i>	<i>können</i>	<i>mögen</i>	<i>wollen</i>	<i>sollen</i>

20. a) Translate these sentences containing conditional forms of **modal verbs**.

a) Ich **möchte** einen Ferrari **kaufen**, wenn ich mehr Geld hätte.

b) Wir **sollten** zum Strand **gehen**, wenn es sonnig wäre.

c) **Darfst** du jemals ein Motorrad **fahren**?

d) Ich **muss** ins Kino **gehen**, wenn ich Zeit hätte.

e) Was **wollt** ihr mit einer Million Euro **machen**?

23. What has been the most difficult aspect of grammar to learn in this booklet? Explain why and how you made sense of it?

Wir gratulieren!

VI. Expert Level - Expertenstufe

80 credits per question

Do some research
on the future
perfect tense.

The Future Perfect Tense

<http://www.brighthubeducation.com/studying-a-language/24136-writing-german-in-the-future-perfect-tense/>

1. Fill in the gaps.

This tense requires conjugation of a verb's past _____ and used with conjugated forms of the verb _____. The _____ form of the _____ verb _____ is then put at the _____ of the sentence.

2. Revise the conjugated forms of werden by writing these below (your **Level 5** booklet will help).

ich

du

er/sie/es/man

wir

ihr

sie

3. Write out as many past participles as you can remember (your **Level 4** booklet will help).

4. a) Translate the following future perfect sentences.

- a) Wir **werden** die ganze Nacht **geschlafen haben**.
- b) Du wirst den ganzen Tag **gespielt haben**.
- c) Er **wird** den Hund **gefunden haben**.
- d) Ich **werde** das Haus zu spät **verlassen haben**.
- e) Sie **wird** den Film zu Ende **gesehen haben**.

4. b) Cover the originals and translate the sentences back into German.

4. c) Fill in the gaps. Use the future perfect tense.

- a) In drei Stunden ich genug . [*lernen*]
- b) Ich eine Stunde Fußball , wenn ich die Lust verliere.
[*spielen*]
- c) In einem Jahr wir alle Prüfungen . [*schreiben*]
- d) Ihr bereits , wenn ich nach Hause komme. [*essen*]
- e) Nächste Woche du bereits dein neues Auto .
[*kaufen*]
- f) Opa morgen bereits , dass wir ihn besuchen
kommen. [*vergessen*]
- g) Wenn du noch durstig bist, dann du nicht genug .
[*trinken*]
- h) Du schon 15 Minuten , wenn ich ins Büro komme.
[*arbeiten*]
- i) ich mit 60 bereits in New York ? Ich weiß es nicht.
[*sein*]

- j) In zwei Stunden ihr lange genug . [*warten*]
- k) Morgen um diese Zeit, wir bereits in Berlin . [*ankommen*]
- l) Meine Schwester bereits 18 , wenn sie ihren Führerschein macht. [*werden*]

Check your answers here:

<https://german.net/exercises/tenses/future-perfect>

5. a. Which **one** of the sentences below has an error in it? Explain why and correct it.
 b. Change affirmative sentences to negative and negative sentences to affirmative.
 c. Translate them.

Ihr werdet das Essen schon gekocht haben.

Ich werde nicht mit euch Fussball gespielt haben.

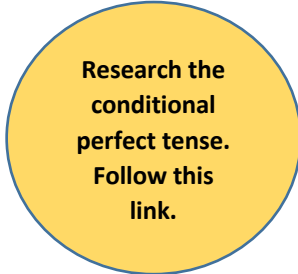
Sie wirst die Hausaufgaben fertiggemacht haben.

Sie werden am Wochenende nicht das Auto gereinigt haben.

6. Make up 7 future perfect sentences of your own and both affirmative and negative sentences.

- 1) _____
- 2) _____
- 3) _____
- 4) _____
- 5) _____
- 6) _____
- 7) _____

http://duolingo.wikia.com/wiki/German_Skill:Conditional_Perfect



7. Fill in the gaps:

The conditional perfect uses the past _____ of _____ or _____ (*wären* and *hätten*, respectively) and the past _____ to create a conditional in the _____ tense. In English, this is translated as "would _____..."

8. Complete the conjugations of the past subjunctives **wären** and **hätten** below.

	wären	hätten
ich		
du		
er/sie/es/man		
wir		
ihr		
sie		

9. Translate the following conditional perfect sentences.

a) Ich hätte gern Frühstück gegessen.

b) Wir wären lieber nach Frankreich gefahren.

c) Sie hätte das Abendessen gekocht, aber sie was zu müde.

d) Du wärest auf die Geburtstagsparty gegangen, aber du hast keine Zeit gehabt.

e) Ihr hättet den Zug verpasst, aber zum Glück ist das Taxi rechtzeitig am Bahnhof angekommen.

10. Which sentences above, contain another **compound** tense? Write them below and state which tense it is. See here for further help:

<https://www.thestudentroom.co.uk/revision/german/compound-tenses-german>

11. Write these conditional perfect sentences in German.

a) I would have seen a film.

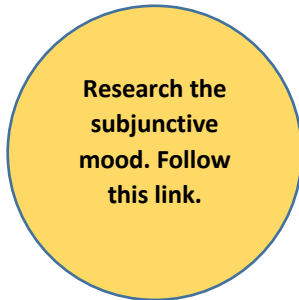
b) We would have gone to Germany.

c) They would have eaten dinner in a restaurant.

d) We would have liked to travel abroad.

e) She would have given us a key.

12. Choose two of the German sentences above and add another compound tense to each of them.



<https://www.thoughtco.com/the-subjunctive-in-german-1444485>

<https://youtu.be/E0WEoQhiSas>

The Subjunctive Mood

13. a) When is the subjunctive mood used?

13. b) Fill in the gaps.

The subjunctive is a _____ of the verb not a _____. It is used to convey the speaker's _____ to the action described. It is used when statements are not to be taken as pure _____, but more as a matter of _____ or attitude.

13. c) It is used with expressions of wish, doubt, fear, uncertainty and regret. List examples of these below.

German	English

How is the subjunctive formed?

See here.

Visit this site to learn about how the subjunctive is formed.

<https://www.thoughtco.com/how-to-recognize-the-german-subjunctive-4085474>

14. Fill in the gaps:

The subjunctive is usually formed by adding an _____ to the _____ stem of a verb (-en in the _____), rather than the normal _____. It is used to indicate what someone has _____, without any claim that it is _____ or not. One rare exception to the rule is _____ (to be), which has the unique forms _____ and _____ (pl.) in the _____ person.

15. Complete the subjunctive forms in the third person for these verbs:

gehen _____
haben _____
sein _____
arbeiten _____
warten _____
können _____
bleiben _____

16. Put these sentences into English and say what the mood of the verb is (*present, past, future*):

a) Er sagte, er schreibe den Brief.

_____ Mood : _____

b) Du sagst, du hast den Brief geschrieben.

_____ Mood : _____

c) Sie sagte, sie werde den Brief schreiben.

_____ Mood : _____

d) Wir sagten, wir fahren nach Hong Kong.

_____ Mood : _____

e) Ich sagte, ich sei nach Hong Kong gefahren.

_____ Mood : _____

17. When might you use the **second** version of the subjunctive that uses modal verbs?

See here for help: <https://www.thoughtco.com/the-subjunctive-in-german-1444485>

18. a) Complete this table of subjunctive conjunctions for these verbs.

Highlight the verbs that are modal verbs.

	haben	sein	dürfen	können	müssen	sollen	wollen	werden
ich								
du								
er/sie/es/man								
wir								
ihr								
sie								

18. b) Go to this website, complete the subjunctive quiz and check your answers.

<https://www.thoughtco.com/how-to-recognize-the-german-subjunctive-4085474>

18. c) Translate these sentences and state what the mood of the sentence is (*present, past, future*).

a) Hätte ich die Zeit, würde ich sie besuchen.

_____ Mood : _____

b) Hätte ich die Zeit gehabt, hätte ich sie besucht.

_____ Mood : _____

c) Was würdest du tun, wenn...?

_____ Mood: _____

d) Was hättest du getan, wenn...

_____ Mood: _____

e) Er sollte eigentlich arbeiten.

_____ Mood: _____

f) Er hätte eigentlich arbeiten sollen.

_____ Mood: _____

g) Wenn ich das wüsste, würde ich...

_____ Mood: _____

h) Wenn ich das gewusst hätte, hätte ich...

_____ Mood: _____

i) Wenn sie hier wäre, würden wir...

_____ Mood: _____

j) Wenn sie hier gewesen wäre, hätten wir...

_____ Mood: _____

18. d) Write 10 sentences using the subjunctive mood. Use it with the topics you are currently studying.

19. What three questions would you ask your teacher about the elements of grammar you've learned today?

1. _____

2. _____

3. _____

20. a) Write your own 10 quiz questions and mark-scheme for the learning covered in this booklet.

No.	Question	Correct answer
1		
2		
3		
4		
5		
6		
7		
8		
9		
10		


20. b) Finally go and complete these online exercises on German verbs.

<https://deutsch.lingolia.com/en/grammar/verbs>

<https://www.sporcle.com/games/McFly/essentialgermanverbs>

<http://www.digitaldialects.com/German/VerbConj2.htm>

Wir gratulieren!



Commissioned by The PiXL Club Ltd.

This resource is strictly for the use of member schools for as long as they remain members of The PiXL Club. It may not be copied, sold, or transferred to a third party or used by the school after membership ceases. Until such time it may be freely used within the member school.

All opinions and contributions are those of the authors. The contents of this resource are not connected with, or endorsed by, any other company, organisation or institution.

PiXL Club Ltd endeavour to trace and contact copyright owners. If there are any inadvertent omissions or errors in the acknowledgements or usage, this is unintended and PiXL will remedy these on written notification.