



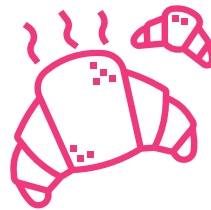



FRENCH GRAMMAR

FROM
HOME



How to use this booklet?

PDF or print

This resource was designed primarily as a PDF form but can also be printed out.

You will only be able to use this resource as an interactive PDF if you download and install Adobe Acrobat Reader.

Acrobat Reader is free and will allow students to type answers in the boxes I have inserted. Students can then save the PDF and send it to you. Job done.

To download Adobe Acrobat click [here](#).

Use it for cover, KS3, KS4, homework or as a transition resource for year 11s opting for A Level.

Leave a review

Leave a review if you liked the resource and you have the time.

Photocopying

Photocopy to your heart's content.

You found an error

If you find an error please let me know and I'll amend the resource ready for you to redownload on TES.

Credit

Design by OllieMFL. This edition in French by Sarah Roland (@saraherowland).

Meanings and Abbreviations

Conjugate	Changing the verb so it agrees with the subject and tense
Subject	The person, place or thing doing the action of the verb.
NMS	A masculine singular noun
NMP	A masculine plural noun
NFS	A feminine singular noun
NFP	A feminine plural noun
PP	Past Participle or Pluperfect
FP	Future Perfect
CP	Conditional Perfect
*	Denotes that the task contains an irregular verb

Contents

NOUNS	01
ADJECTIVES	02
COMPARATIVES	03
SUPERLATIVES	04
OPINIONS	05
PRESENT TENSE	06
IRREGULAR PRESENT	07
REFLEXIVE VERBS	08
MODAL VERBS	09
PERFECT TENSE	10 - 11
NEAR FUTURE TENSE	12
SIMPLE FUTURE TENSE	13
CONDITIONAL	14
IMPERFECT TENSE	15
MORE PERFECTS	16
THE PASSIVE VOICE	17
SUBJUNCTIVE MOOD	18
PRESENT PARTICIPLE	19
OTHER USEFUL STRUCTURES	20
INFINITIVES	21
DIRECT OBJECT PRONOUNS	22
QUESTIONS	23
NEGATIVES	24

Nouns

Rule

Nouns in French can be masculine or feminine in a grammatical sense. It is strange but that is how it is. An adjective or article (see articles box) that go with a noun must agree with it. A masculine noun requires a masculine adjective or article.

Nouns can also be singular or plural. *La pomme* (apple) is singular but *les raisins* (grapes) is plural. You can tell because of the article and the s at the end.

There are lots of nouns. Thousands. Maybe even millions. You will need to be adept at using a dictionary and recognising the gender and number of them.

Tip:

Most nouns ending in *-acle*, *-age*, *-al*, *-eau*, *-et*, *-ier*, *-isme*, *-ment* are likely to be masculine.

Most nouns ending in *-ade*, *-ale*, *-ance*, *-ence*, *-ette*, *-ie*, *-ique*, *-oire*, *-sion*, *-tion*, *-ure* are likely to be feminine

*Articles

Nouns come with articles. These are either definite articles (the) or indefinite articles (a/an/some).

The

Masculine singular
Masculine plural
Feminine singular
Feminine plural

A or An

Masculine singular
Masculine plural
Feminine singular
Feminine plural

un
des
une
des

Practice

1 Decide if the nouns below are NMS, NMP, NFS or NFP and translate them into English.

les gens _____
les portables _____
le garçon _____
les chaises _____
les rivières _____
la clef _____
le français _____
les sciences _____
le beau-frère _____

2 You will now need to use a dictionary to find the meaning of the nouns in pink and write the correct article before it.

_____ *The dog*
_____ *A horse*
_____ *Some books*
_____ *A television*
_____ *The internet*
_____ *The waiters (masculine)*
_____ *The people*
_____ *A shoe*
_____ *Some people*

“



Which team is the most successful in French history?

”

Adjectives

Rule

Most French adjectives are placed after the noun they describe. However, most adjectives expressing **B**eauty, **A**ge, **N**umber, **G**oodness and **S**ize (**BANGS** adjectives) are placed before the noun they describe. In French adjectives **must** agree in number and gender with the noun they describe.

Add a "e" to adjectives that describe a feminine noun, unless the adjective already ends with a silent "e"

Add a "s" to adjectives that describe a plural noun, unless the adjective already ends in "s".

Tip:

There are some exceptions when forming the feminine form of the adjective.

If the adjective ends in:

-s, -t, -l, -n, double the final consonant before adding e

-oux, -eux or -eur, replace the -x or the -r and add -e

-er becomes -ière

-c becomes either -que or -che

-f becomes -ve

*Note

Some common adjectives are completely irregular. For example:

MS	FS	MP	FP
beau <i>(bel before a vowel)</i>	belle	beaux	belles
vieux <i>(vieil before a vowel)</i>	vieille	vieux	vieilles
nouveau <i>(nouvel before a vowel)</i>	nouvelle	nouveaux	nouvelles
fou	folle	foux	folles

Practice

1 Decide if the adjectives below are **MS**, **MP**, **FS** or **FP** or can apply to several categories.

heureuses _____

contents _____

vieilles _____

compliquée _____

facile _____

travailleur _____

ambitieuse _____

optimistes _____

paresseux _____

2 Translate the adjective in pink into French making sure it agrees in gender and number with the subject.

les chats _____ **cute**

la géographie _____ **interesting**

les examens _____ **easy**

la télé _____ **boring**

le foot _____ **exciting**

le café _____ **unhealthy**

les livres _____ **expensive**

les voitures _____ **fast**

“



What is Mardi Gras?

”

Comparatives

Rule

Use a comparative to compare two things. You can compare nouns or verbs. You might say that cats are better than dogs or that running is more tiring than cycling. You can use comparatives across all topics.

Le français est **plus** intéressant **que** l'anglais
French is **more** interesting **than** English

L'anglais est **moins** intéressant **que** le français
English is **less** interesting **than** French

Le français est **aussi** intéressant **que** l'anglais
French is **as** interesting **as** English

(Before a vowel, *que* becomes *qu'*)

Tip

To say something is better or worse than something else you cannot say *plus bon* or *moins mauvais*. *Meilleur* means *better*. *Pire* means *worse*.

Noun 1 est **meilleur que** Noun 2

Noun 1 est **pire que** Noun 2

Note

If you want to compare two nouns which are plural then you will need to make sure your nouns and adjectives agree. Look at what changes in the two examples below.

un chien **est plus** mignon **qu'** un chat

les chiens **sont plus** mignons **que** les chats

Practice

1 Fill the gap with either **plus**, **moins**, **aussi**, **meilleur** or **pire** according to your opinion. Only four options require a **meilleur** or **pire**.

L'histoire est _____ facile que le dessin

Londres est _____ grand que Paris

Ma mère est _____ âgé que mon père

Je suis _____ intéressant/e que mes amis

La France est _____ que l'Angleterre

Nandos est _____ que McDonalds

Samsung est _____ qu'Apple

Nike est _____ qu'Adidas

2 For each category below write a comparative sentence. Try to include a **meilleur** or **pire** sentence.

- _____ **Food**
- _____ **Sports person**
- _____ **Drinks**
- _____ **Films**
- _____ **Family**
- _____ **Friends**
- _____ **Books**
- _____ **Cities**
- _____ **Singers**
- _____ **Famous people**
- _____ **Apps**

“



What is a Croque Monsieur?

”

Superlatives

Rule

Use a superlative to say something is the most amazing, the least effective, the best or the worst.

Tip

Just like you did when using comparatives it's important that your adjectives agree!

The most

NMS est **le plus** + adjective
le plus grand

NMP sont **les plus** + agreeing adjective
les plus grands

NFS est **la plus** + agreeing adjective
la plus grande

NFP sont **les plus** + agreeing adjective
les plus grandes

The least

NMS: **le moins** + agreeing adjective

NMP: **les moins** + agreeing adjective

NFS: **la moins** + agreeing adjective

NFP: **les moins** + agreeing adjective

Note

To say something is the best or the worst you cannot say *el más bueno* or any variants of that.

NMS est **le meilleur/le pire**

NMP sont **les meilleurs/les pires**

NFS est **la meilleure/la pire**

NFP sont **les meilleures/les pires**

Practice

1

Fill in the gap with the missing words (listed above in rules) according to the gender and number of each noun.

- L'histoire est _____ facile **the most**
Le français est _____ difficile **the least**
Les sciences sont _____ utiles **the most**
Les maths sont _____ barbant **the least**
La pizza est _____ délicieuse **the most**
Harry Potter est le plus _____ **bravest**
Paris est le plus _____ **historic**
Ces cahiers sont les moins _____ **expensive**
Ma copine est la plus _____ **intelligent**
Mon professeur est le _____ **best**

2

For each noun below write a superlative sentence.

- _____ le collègue
_____ les fruits
_____ le thé
_____ Donald Trump
_____ les livres
_____ le rugby
_____ le foot
_____ le dessin
_____ mon village
_____ ma sœur
_____ mon père

“



Who is Claude Monet?

”

Opinions

Rule

There are many ways of giving your opinion.
The most basic way is:

j'aime/je n'aime pas

Remember:

J'aime + article + noun

* j'aime le foot - I like (the) football

J'aime + verb in the infinitive

* j'aime jouer au foot - I like playing (to play) football

Try to mix up ways of giving your opinion:

je trouve que - I find that

je pense que - I think that

je crois que - I believe that

pour moi - for me

selon moi/à mon avis - in my opinion

Tip:

You can also use

ça me rend + adjective

or

ça me fait + infinitive

to say what something makes you feel or do

Note

In the exam you may need to ask somebody for their opinion on something. The easiest way to do this is to use the verb *aimer*, remembering to follow it correctly with an article and a noun, or a verb in the infinitive

Tu aimes le foot?

Tu aimes jouer au foot?

Vous aimez le foot?

Vous aimez jouer au foot?

Practice

1 Match the French opinion with the English counterpart in the box below.

- | | |
|---------------------------|--------------------|
| 1. j'aime bien | a. fascinates me |
| 2. me fascine | b. interests me |
| 3. m'ennui | c. makes me sad |
| 4. m'intéresse | d. worries me |
| 5. m'énerve | e. I really like |
| 6. me fait rire | f. irritates me |
| 7. m'inquiète | g. bores me |
| 8. me (dé)plaît | h. angers me |
| 9. m'agace | i. makes me laugh |
| 10. me fâche | j. excites me |
| 11. me passionne | k. annoys me |
| 12. me rend triste | l. (dis)pleases me |

1	2	3	4	5	6	7	8	9	10	11	12

2 Translate the sentences into French.

I love cats

History interests me

Do you like exams?

TV bores me

Football excites me

Coffee stresses me out

French fascinates me

My brother irritates me

“



When a French person says **j'ai le cafard** what do they mean?

”

The present

Rule

Step 1: Remove the ending **er, ir, re**.

Step 2: Add:

-er verbs

je - **e**

tu - **es**

il/elle - **e**

nous - **ons**

vous - **ez**

ils/elles - **ent**

-ir verbs

je - **is**

tu - **is**

il/elle - **it**

nous - **issons**

vous - **issez**

ils/elles - **issent**

-re verbs

je - **s**

tu - **s**

il/elle -

nous - **ons**

vous - **ez**

ils/elles - **ent**

Tip: Not all verbs are regular, that is they do not follow these patterns. See the next page for these important and very common verbs.

je

I

nous

we

tu

you

vous

you all

il/elle he & she or it

ils/elles

they

Useful time phrases

normalement

normally

en général

in general

quelquefois/parfois

sometimes

de temps en temps

from time to time

d'habitude

usually

tous les jours

every day

tous les 36 du mois

once in a blue moon

actuellement

at the moment

Practice

1 Translate the following verbs into French. The infinitives are given to help.

jouer	We play	_____
gagner	They win	_____
passer	I spend	_____
aimer	She likes	_____
penser	You all think	_____
choisir	You choose	_____
apprendre	He learns	_____
télécharger	I upload	_____
manger	You all eat	_____
finir	He finishes	_____
parler	We speak	_____
mériter	You deserve	_____

2 In each sentence conjugate the infinitive verb so that it agrees with the subject.

l'homme manger du pain	_____
les enfants jouer au rugby	_____
ma copine regarder la télé	_____
l'équipe gagner le match	_____
nous utiliser un portable	_____
je choisir un livre	_____
tu aimer les fruits	_____
vous étudier chez vous	_____
le chat adorer le lait	_____
je fêter mon anniversaire	_____
elles bavarder beaucoup	_____
je vendre les robes	_____

“



Where does the cassoulet originate from?

”

Irregular Present

Rule

Verb 1: avoir - to have

j'ai	nous avons
tu as	vous avez
il/elle a	ils/elles ont

Verb 2: être - to be

je suis	nous sommes
tu es	vous êtes
il/elle est	ils/elles sont

Verb 3: aller - to go

je vais	nous allons
tu vas	vous allez
il/elle va	ils/elles vont

Verb 4: faire - to make or to do

je fais	nous faisons
tu fais	vous faites
il/elle fait	ils/elles font

Note

These are by no means the only verbs that do not follow the pattern. Check verb lists at the back of a text book, or look at www.conjuguemos.com.

These are the most common and the most useful, however. In fact, we need **avoir, être** and **aller** to help us form the perfect tense and the near future tense

Practice

1 Translate the following verbs into French. The infinitives are given to help.

avoir	We have	_____
être	They are	_____
aller	I go	_____
faire	She does	_____
faire	You all do	_____
avoir	You have	_____
aller	He goes	_____
être	I am	_____
aller	You all go	_____
faire	We do	_____
être	We are	_____
avoir	She has	_____

2 In each sentence conjugate the infinitive verb so that it agrees with the subject.

l'homme avoir du pain	_____
les enfants aller au cinéma	_____
ma copine faire du shopping	_____
l'équipe être super	_____
nous n' avoir pas d'argent	_____
je aller en ville	_____
tu faire un gâteau	_____
vous être chez vous	_____
les chats aller dehors	_____
C'être mon anniversaire	_____
elles faire beaucoup	_____
il avoir 16 ans	_____



What is pétanque?

Reflexive verbs

Rule

Reflexive verbs in French are verbs which mean an action done to oneself, for example, **laver** means 'to wash', but **se laver** means 'to get washed' or literally 'to wash oneself'.

That's why in the infinitive form the verb has **se** in front of it and this needs to change as we talk about other people doing the action just as in English – he has a wash/he washes himself or we are having a wash/we wash ourselves.

The verb endings are the same as the **present tense** but you will need to add a pronoun **before** the conjugated verb which agrees with the subject.

Here are is an example with **se laver**, showing all the pronouns

je me lave	noun nous lavons
tu te laves	vous vous lavez
il/elle se lave	ils/elles se lavent

Note

When using an **infinitive structure** ie verb + a reflexive verb in the infinitive, the pronoun comes before the infinitive

je voudrais me baigner
je vais me coucher
j'aime me maquiller

Practice

1

In the box provided conjugate the verb. It must agree with the subject. Remember, the pronoun comes before the verb.

s'occuper	You take care	_____
se laver	He washes	_____
se demander	I wonder	_____
se marier	They marry	_____
se doucher	You shower	_____
se réveiller	We wake up	_____
s'habiller	He puts on	_____
se lever	They get up	_____
s'appeler	I am called	_____
se brosser	He brushes	_____
se bronzer	We sunbathe	_____

2

Complete the sentences using a reflexive verb.

Mes parents _____ **se lever** à six heures du matin

Je _____ **se détendre** après les cours

Ma sœur _____ **se coucher** à huit heures le soir.

Je _____ **se brosser** les dents avant de me baigner.

Vous allez _____ **se marier** dans une église

“



What do you know about the Eiffel Tower?

”

Modal verbs

Rule

Modal verbs are auxiliary verbs like can, will, could, shall, must, would, might, and should. These verbs are irregular. They must also be followed by an infinitive

Verb 1: *devoir* - to have to / must

je dois *nous devons*
tu dois *vous devez*
il/elle doit *ils/elles doivent*

Verb 2: *pouvoir* - to be able to / can

je peux *nous pouvons*
tu peux *vous pouvez*
il/elle peut *ils/elles peuvent*

Verb 3: *vouloir* - to want to

je veux *nous voulons*
tu veux *vous voulez*
il/elle veut *ils/elles veulent*

Verb 4: *savoir* - to know how to

je sais *nous savons*
tu sais *vous savez*
il/elle sait *ils/elles savent*

Note

There is another common modal verb, **falloir**, meaning to need to. This is usually seen in the impersonal 'il faut' + infinitive

Il faut économiser de l'eau - it is necessary to save water / we must save water

Practice

1 Complete the sentences using an appropriate modal verb.

Mes parents _____ **se lever** à six heures du matin

Ma sœur _____ **se coucher** à huit heures le soir.

Je _____ **se détendre** après les cours

Je _____ **se brosser** les dents avant de me baigner.

Mon cousin _____ **se marier** dans une église

2 Translate these sentences into French.

I have to do my homework _____

My friends want to go out _____

You want to watch television _____

I know how to play the piano _____

It is necessary to go to school _____

One can visit the beach _____

We have to tidy our room _____

My brother wants to study PE _____

“



What do you know about l'arc de Triomphe?

”

The perfect tense

Rule

Use the perfect tense to refer to a completed action in the past. This is a compound tense and is formed using an auxiliary verb (avoir or être) conjugated in the present tense.

Step 1: Choose the correct part of avoir.

Step 2: Form the past participle.

-er verbs

Remove the -er and add **é**

jouer - jou - joué

-ir verbs

Remove the -r

finir- fini

-re verbs

Remove the -r and add **u**

vendre- vend- vendu

Reminder:

Avoir

J'ai

tu as

il/elle as

nous avons

vous avez

ils/elles ont

* Irregulars

The list below features the most common occurrences of irregulars and their past participle.

boire	bu	pouvoir	pu
faire	fait	devoir	dû
prendre	pris	vouloir	voulu
mettre	mis	voir	vu
lire	lu	être	été
avoir	eu	apprendre	appris

Practice

1

Find the past participle of the following.

acheter _____
gagner _____
passer _____
inviter _____

* **faire** _____
dormir _____
* **choisir** _____
* **comprendre** _____

manger _____
visiter _____
* **lire** _____
* **voir** _____

2

In each sentence conjugate the auxiliary so that it agrees with the subject and add the correct past participle.

* l'homme **boire** de l'eau _____
* je **faire** mes devoirs _____
* la femme **lire** un livre _____
l'équipe **gagner** le match _____

nous **utiliser** le portable _____
Je **visiter** le parc _____
tu **manger** des fruits _____
vous **étudier** chez vous _____

le chat **aimer** le lait _____
je **fêter** mon anniversaire _____
elles **bavarder** beaucoup _____
nous **choisir** une bicyclette _____

“



What do you know about the Louvre?

”

The perfect tense

Rule

Although verbs with être form their past participle in the same way, these behave like adjectives, that is they have to **agree** with the subject of the verb. These tend to be verbs of movement, most commonly remembered as **MRS VANDERTRAMP**. All reflexive verbs also form the perfect tense in this way.

Step 1: Form the past participle

Step 2: Make sure the participle agrees with the subject:

MS: add nothing - je suis **allé**

FS: add an -e - je suis **allée**

MP: add an -s - ils sont **allés**

FP: add an -es - elles sont **allées**

For reflexive verbs, the auxiliary goes after the object pronoun: je me suis levé

Reminder:

être

Je suis

tu es

il/elle est

nous sommes

vous êtes

ils/elles sont

* MRS VANDERTRAMP

Monter

Retourner

Sortir

Venir

Aller

Naitre

Descendre

Enter

Rester

Tomber

Revenir

Arriver

Mourir

Partir

Practice

1

Find the past participle and the meaning of the following.

monter	_____
retourner	_____
sortir	_____
venir	_____
aller	_____
naître	_____
descendre	_____
entrer	_____
rester	_____
tomber	_____
revenir	_____
arriver	_____
mourir	_____
partir	_____
revenir	_____
devenir	_____

2

In each sentence conjugate the auxiliary so that it agrees with the subject and add the correct past participle.

l'homme **aller** en ville _____
je **partir** en vacances _____
la femme **devenir** riche _____
l'équipe **arriver** le soir _____

nous **sortir** tous les soirs _____
Je **retourner** au parc _____
tu **tomber** amoureux _____
vous **rester** chez vous _____

le chat **mourir** hier _____
je **naître** en Angleterre _____
elles **aller** à la plage _____
nous **retourner** tard _____



Find out about a famous french fashion designer.

The near future

Rule

Just as in English, there are two ways of speaking about the future. Le futur proche, or the near future is the equivalent of **to be going to** in English and is formed in exactly the same way. You need to be able to conjugate 'aller' (to go) correctly in the present tense to use le futur proche. This is always followed by a second verb in the infinitive.

Step 1: Choose the correct form of 'aller' in the present tense

Step 2: Follow this with an infinitive

Example: je **vais aller** jouer au foot

Reminder:

aller - to go

je vais

tu vas

il/elle va

nous allons

vous allez

ils/elles vont

Useful time phrases

ce soir

demain

après les cours

dans une heure

ce weekend

la semaine prochaine

cet après-midi

lundi soir

this evening

tomorrow

after school

in an hour

this weekend

next week

this afternoon

Monday evening

Practice

1 Translate the following phrases into French.

We are going to buy _____
They are going to win _____
I am going to spend (time) _____
She going to invite _____

You are going to think _____
They are going to ban _____
He is going to receive _____
I am going to do _____

You all are going to eat _____
I am going to have _____
We are going to return _____
I am going to deserve _____

2 Translate the sentences into French.

The man is going to drink water _____
I am going to do my homework _____
The woman is going to read a book _____
The team is going to win the match _____

We are going to use our mobile _____
I am going to go to the cinema _____
The girls are going to eat fruit _____
The students are going to study at home _____

The cat is going to drink milk _____
My brother is going to go out _____
They are going to chat a lot _____
We are going to go for a bike ride _____



Find out about St Emilion

The simple future

Rule

The simple future tense is the equivalent of 'I will' in English. It is a very simple tense to form and use.

Step 1: Keep the infinitive ending on **-er, -ir** or for verbs ending in **-re**, remove the **-e**.

Step 2: Add the endings.

je - **ai**
tu - **as**
il / elle - **a**
nous - **ons**
vous - **ez**
ils / elles - **ont**

Question: These endings look like the present tense of which common verb?

Tip: Useful time phrases:

l'année prochaine
demain
à l'avenir
dans deux mois
plus tard

next year
tomorrow
in the future
Within two months
Later

* Irregulars

Some verbs do not use the infinitive as the stem, but have irregular stems. The endings remain the same.

avoir	- aur	courir	- courr
être	- ser	devenir	- deviendr
aller	- ir	envoyer	- enverr
faire	- fer	falloir	- faudr
devoir	- devr	obtenir	- obtiendr
pouvoir	- pourr	pleuvoir	- pleuvr
savoir	- saur	venir	- viendr
vouloir	- voudr	voir	- verr

Practice

1 Translate the following verbs into French. The infinitives are given to help.

acheter We will buy _____
gagner They will win _____
passer I will spend _____
choisir She will choose _____

vendre You will sell _____
apprendre She will learn _____
jouer He will play _____
boire I will drink _____

partir You all will leave _____
mettre I will put on _____
retourner We will return _____
prendre I will take _____

2 In each sentence conjugate the infinitive verb so that it agrees with the subject.

* l'homme **faire** du ski _____
* je **faire** mes devoirs _____
* la femme **vouloir** lire un livre _____
* la fille **être** contente _____

* nous **pouvoir** sortir _____
* je **aller** au ciné avec un ami _____
* tu **devoir** réussir _____
* il **pleuvoir** demain _____

* je **avoir** 16 ans _____
* elles **savoir** jouer au tennis _____
* il ne **falloir** pas arriver tôt _____
* Nous **voir** la famille _____

“



Find out about la chandeleur

”

The conditional

Rule

The conditional tense is the equivalent of **I would** in English. It is a very simple tense to form and use, much like the simple future.

Step 1: Keep the infinitive ending on **-er, -ir** or for verbs ending in **-re**, remove the **-e**.

Step 2: Add the endings.

je - **ais**
tu - **ais**
il / elle - **ait**
nous - **ions**
vous - **iez**
ils / elles - **aient**

Tip:

The conditional is often used in 'si' clauses.

Eg. if I were rich, I would buy a big house.

The **first** verb is in the **imperfect** tense and the **second** in the **conditional**. These tenses have the **same endings**, but **different stems**.

* Irregulars

The same verbs as with the future tense have irregular stems.

avoir	- aur	courir	- courr
être	- ser	devenir	- deviendr
aller	- ir	envoyer	- enverr
faire	- fer	falloir	- faudr
devoir	- devr	obtenir	- obtiendr
pouvoir	- pourr	pleuvoir	- pleuvr
savoir	- saur	venir	- viendr
vouloir	- voudr	voir	- verr

Practice

1 Translate the following verbs into French. The infinitives are given to help.

acheter We would buy _____
gagner They would win _____
passer I would spend _____
choisir She would choose _____

vendre You would sell _____
apprendre She would learn _____
jouer He would play _____
boire I would drink _____

partir You all would leave _____
mettre I would put on _____
retourner We would return _____
prendre I would take _____

2 In each sentence conjugate the infinitive verb so that it agrees with the subject.

* l'homme **faire** du ski _____
* je **faire** mes devoirs _____
* la femme **vouloir** lire un livre _____
* la fille **être** contente _____

* nous **pouvoir** sortir _____
* je **aller** au ciné avec un ami _____
* tu **devoir** réussir _____
* il **pleuvoir** demain _____

* je **avoir** 16 ans _____
* elles **savoir** jouer au tennis _____
* il ne **falloir** pas arriver tôt _____
* Nous **voir** la famille _____



Find out about Brittany

The imperfect

Rule

Use the imperfect to refer to a repeated action in the past, something you used to do or what you were doing when you were interrupted by something else.

Step 1: Remove the ending **-er, -ir, -re**.

Step 2: Conjugate the verb into the **nous** form of the present tense.

Step 3: Remove the **-ons**

Step 4: Add the endings

je - **ais**
tu - **ais**
il / elle - **ait**
nous - **ions**
vous - **iez**
ils / elles - **aient**

Tip:

Precede the imperfect with one of these:

quand j'étais jeune When I was young
dans le passé In the past
il y a quelques ans Years ago

* Irregulars

There aren't any irregular verbs in the imperfect tense.

It's common to use **used to** when using the imperfect but you can also use **would** (when I was ten I would play football every day in the park). Don't confuse these with the conditional!

Practice

1 In the box provided conjugate the verb. It must agree with the subject.

manger	I used to eat	_____
courir	He used to run	_____
étudier	We used to study	_____
essayer	They used to try	_____
jouer	We used to play	_____
aller	I used to go	_____
écrire	She used to write	_____
voir	I used to see	_____
avoir	You all used to do	_____
utiliser	He used to use	_____
vivre	You used to live	_____

2 Complete the sentences using a verb in the imperfect tense.

Quand j'étais jeune je **jouer** _____
au foot tous les jours avec mon père dans le jardin

Dans le passé ma mère **vouloir**
aller en vacances en Egypte _____

Il y a quelques ans je **aller**
chez mes copain tous les jours _____

Dans les années 90 les gens **porter**
des vêtements complètement différents _____

Dans les années 80 mon père
écouter la musique rock, il
aimait beaucoup Motorhead. _____



Find out about La Galette
des Rois

More perfects

Rule

The Pluperfect: Used to say what **had** happened before something else happened.

Rule: The **imperfect** of **avoir** or **être** + **PP**

* elle **avait habité** en France avant de venir en Angleterre

* tu **étais partie** quand je suis arrivé

The Future Perfect: Used to say what **will have** happened by a certain time

Rule: The **future** of **avoir** or **être** + **PP**

* Je **n'aurai pas fini** mon travail avant minuit.

* Nous **serons déjà partis** quand vous arriverez.

The Conditional Perfect: Used to say what **would have** happened by a certain time

Rule: The **conditional** of **avoir** or **être** + **PP**

* Si j'avais su, **j'aurais travaillé** un peu plus

* Si j'étais partie en vacances, **j'aurais été** plus heureuse'

* Note

1. The past participle is formed in the same way for each of the 'perfects', including the irregular past participles

2. The correct tense of être is used with the same verbs - MRS VANDERTRAMP and reflexives, and the PP needs to agree.

Practice

1

Translate the following into French. Cross reference with the rule descriptions above in English.

manger	I will have eaten	_____
* courir	He had run	_____
étudier	We had studied	_____
essayer	They will have tried	_____
jouer	We had played	_____
aller	I would have gone	_____
* écrire	She had written	_____
* voir	I will have seen	_____
* faire	You would have made	_____
utiliser	He would have used	_____
habiter	I had lived	_____

2

Change the infinitive verb into either the PP (past perfect), CP (conditional perfect) or FP (future perfect).

*PP	l'homme boire de l'eau	_____
*CP	je faire les devoirs	_____
*FP	la femme lire un livre	_____
CP	l'équipe gagner le match	_____
PP	nous utiliser un portable	_____
CP	je aller au cinéma	_____
FP	tu finir le petit déjeuner	_____
FP	vous étudier bien	_____
*PP	le chat boire du lait	_____
FP	Je fêter mon anniversaire	_____
FP	Elles parler beaucoup	_____
*CP	Nous prendre le train	_____



Find out about Les Galeries Lafayette

The passive voice

Rule

Normally, we use the active voice to build sentences:
The dog (subject) bit (verb) the man (object)

The passive is used to say what is done to someone or something.

The man (object) was bitten by the dog

Talking about the present

In the present, the passive voice is formed by using **être** in the present tense followed by the **past participle**. The preposition **par** (by) is often used in front of the agent (the person doing the action).

Tout le monde respecte le patron. Le patron **est respecté par** tous ses employés

The past participle is used as an adjective and must agree with the noun:

Talking about the past or the future

In the past, the passive voice is formed by using être in the perfect tense followed by the past participle.

Le patron a été respecté par tous ses employés

In the future, the passive voice is formed by using être in the future tense followed by the past participle.

Le patron sera respecté par tous ses employés

* Avoiding the passive

French often avoids using the passive voice by using the pronoun **on**. This makes your French more natural.

La petite annonce est placée dans le journal local.

The advertisement is placed in the local newspaper.

On a placé la petite annonce dans le journal.

You / They / We put the advertisement in the paper.

Practice

1 In the box provided complete the past participle. It must agree with the object.

Les élèves ne sont pas oblig _____ de faire les devoirs.

Le chewing gum est normalement perm _____ en classe.

Les criminels sont souvent envoy _____ en prison.

Les dentistes et les médecins sont bien pay _____

Les écoles sont ferm _____ le samedi.

Les portables sont interdit _____ dans la rue.

2 In the space provided conjugate the verb in red so that it agrees with the object.

Les bureaux sont **fermer** _____ le weekend

Beaucoup de jeunes sont mal **payer** _____

Mes études sont enfin **finir** _____

Elle est bien **traiter** _____ par l'entreprise

Un email sera **envoyer** _____ par mon collègue

Les élèves ont été **punir** _____ par le professeur

“



Find out about The Montgolfier Brothers

”

The subjunctive

Rule

We use the subjunctive in French for actions or ideas which indicate a wish, hope, uncertainty, judgement or possibility. Here, I'll list some useful phrases where the subjunctive is needed and remind you how to form it.

Formation: Take the ils/elles form of the verb in the present tense, **knock off the -ent** and add following endings :

je - e	nous - ions
tu - es	vous - iez
il/elle - e	ils/elles - ent

Ils mang-ent > mange > je mang +e = je mange
Ils finiss-ent > finiss > je finiss +e = je finisse

Irregulars

être	avoir	aller	faire	savoir	pouvoir	venir
sois	aie	aille	fasse	sache	puisse	vienne
sois	aies	ailles	fasses	saches	puisses	viennes
soit	ait	aille	fasse	sache	puisse	vienne
soyons	ayons	allions	fassions	sachions	puissions	venions
soyez	ayez	alliez	fassiez	sachiez	puissiez	veniez
soient	aient	aillent	fassent	sachent	puissent	viennent

Useful phrases

vouloir que
il faut que
il est important que
il est possible/probable que
être content/triste que
penser (with ne ... pas)
pour que
bien que

To want that
It is necessary that
It's important that
It's possible that
To be happy/sad that
To not think that
In order that
Although

Practice

1 Translate the following phrases into French.

Il est impossible qu'il ait gagné au Lotto. _____

Je ne crois pas que Pierre vienne. _____

Il faut que tu étudies le français _____

Je veux que vous fassiez vos devoirs ! _____

Ils sont allés à Paris pour que leur fils puisse voir la tour Eiffel. _____

2 Conjugate the verb into the subjunctive.

Je veux que tu **boire** de l'eau _____ *

Il est douteux que je **faire** les devoirs _____ *

Il est peu probable qu'il **lire** un livre _____

Il est possible que l'équipe **gagner** le match _____

Il faut que nous **utiliser** un portable _____

Pour que vous **aller** au ciné ce soir _____ *

Avant que tu **finir** le petit déjeuner _____

Bien que vous **étudier** bien _____

Je suis content que le chat **dormir** _____

Il est important que je **fêter** mon anniversaire _____



Find out about Macarons

Present participle

Rule

The present participle is like '-ing' in English.

It is used with *en* (+ present participle) to mean 'while... -ing' or 'by... -ing'.

Il s'est endormi en regardant la télévision

He fell asleep whilst watching TV

J'ai eu de bonnes notes en faisant mes devoirs tous les jours

I've had good marks by doing my homework every day.

Step 1: Remove the infinitive ending **-er, -ir, -re**.

Step 2: Conjugate the verb into the **nous** form of the present tense.

Step 3: Remove the **-ons**

Step 4: Add **-ant**

danser > nous dansons > dans > en dansant

Tip:

You **cannot** use this form to talk about what someone is doing, as you can in English. You should use the present tense for this.

Alternatively, use **être en train de + infinitive** (see next page)

* Irregulars

être - étant

avoir - ayant

savoir - sachant

Practice

1 Put the verb in to the present participle.

J'aide ma mère en **ranger** ma chambre _____

En **faire** les devoirs, j'ai de bonnes notes _____

Je me détends en **lire** un livre _____

J'ai résolu le problème en **parler** au prof _____

Je reste en contact en **utiliser** mon portable _____

Je cours en **écouter** de la musique _____

J'ai regardé la télé **manger** le petit déjeuner _____

Les célébrités devraient montrer _____

l'exemple en **aider** les associations caritatives _____

2 Translate the following into French.

I help my community by doing voluntary work _____

I will help the environment by travelling by bike _____

One can help by donating clothes and food _____

I relax by listening to music _____

I will have good grades by studying every evening _____

“



How many types of cheese are produced in France?

”

Useful structures

Rules

***Depuis:** To say for how long you have been doing something. The tenses used with depuis are different in French to the ones we use in English.

depuis + present tense:

j'habite ici depuis six mois.

I have been living here for six months.

depuis + imperfect tense:

J'habitais en France depuis trois ans.

I had been living in France for three years.

***Pour and Avant de + Infinitive:**

Pour followed by the infinitive means **in order** to do something.

Je vais en France pour améliorer mon français.

I am going to France (in order) to improve my French.

Avant de followed by the infinitive means **before** doing something.

J'ai lu un livre avant d'aller au lit

I read a book before going to bed

***Être en train de + Infinitive:** To express ongoing actions in the present - **what someone is in the process of doing.** This is essential for describing a photo.

Elle est en train de faire ses devoirs

She is (in the process of) doing her homework

Il est en train de regarder la télé

He is (in the process of) watching TV

***The Perfect Infinitive:** When you want to say **after having done** something, you use **après** followed by the perfect infinitive, i.e. **avoir or être + the past participle.**

The use of avoir or être and the agreement of the past participle work just like in the perfect tense.

Après avoir regardé la télé, j'ai fait mes devoirs

After having watched TV, I did my homework

Après être allés à l'université, ils ont trouvé un bon emploi

After having gone to university, they found a good job

Practice

1 Complete the following sentences with an appropriate structure.

_____ de regarder la télé, je fais mes devoirs

je fais mes devoirs _____ avoir de bonnes notes

_____ fait mes devoirs, je suis allé au lit

en ce moment je _____ de faire mes devoirs

_____ sorties nous avons fait les devoirs

je fais mes devoirs _____ des heures!

2 Translate the following into French.

I often listen to music in order to relax

After going to the beach I went to the restaurant

Before I get dressed I brush my teeth

I have been studying French for 4 years

After having eaten, I watched a good film

I am reading an interesting book at the moment



Find out about croissants

“

”

Infinitives

Rule

Infinitives can be used in combination with another, conjugated verb, e.g. *it started to rain, I tried to leave*. All verbs are in the infinitive form in the dictionary.

These verbs are followed directly by the infinitive:

aimer to like to **préferer** to prefer to
adorer to love to **espérer** to hope to
détester to hate to **sembler** to seem to

These verbs are followed by **à + the infinitive**:

commencer à to begin to
réussir à to succeed in
apprendre à to learn to
inviter à to invite to
aider à to help to

These verbs are followed by **de + the infinitive**:

décider de to decide to **mériter de** to deserve to
oublier de to forget to **essayer de** to try to
empêcher de to prevent from **choisir de** to choose to
continuer de to continue to **(s)orrêter de** to stop
avoir l'intention de to intend to
avoir envie de to want to

*The recent past

In English, to **have just done** something

venir de + infinitive means 'to have just done something.'

Je viens de visiter Paris.
I have just visited Paris.

Venir
je viens
tu viens
il / elle vient
nous venons
vous venez
ils / elles viennent

Practice

1 Complete the sentence with an appropriate conjugated verb.

l'homme _____ faire du ski **hopes to**
j' _____ faire mes devoirs **succeeded in**
la femme _____ lire un livre **is trying to**
la fille _____ être contente **seems to be**
nous _____ pouvoir sortir **deserve to**
j'ai _____ beaucoup faire **intend to**
j'ai _____ d'avoir deux maisons **want to**
je _____ manger beaucoup de légumes **have just**
il _____ conduire **is learning**

2 Translate the following into French.

I have just downloaded a film _____
I help people to find a house _____
I began to do my homework _____
She decided to go to the cinema _____
I am learning to speak French _____
I prefer using my mobile phone _____
They seem to be angry _____
I hope to live abroad _____
He intends to go to university _____

 Find out about the tricolore

“

”

Object pronouns

Rule

A **direct object pronoun** replaces a noun that is the object in a sentence, for example:

I throw **the ball** = I throw **it**

The direct object pronouns in French are:

French	English		
me	me	nous	us
te	you	vous	you
le	him/it	les	them
la	her/it		

The pronoun comes before all parts of the verb:

j'aime **les légumes** = je **les** aime (I like them)

il a mangé **les** frites = il **les** a **mangés**

In the perfect tense the past participle **MUST** agree in gender and number with the DOP.

If the verb is followed by a verb in the infinitive, the pronoun comes before the infinitive:

j'aime **la** regarder = I like to watch it

Indirect object pronouns replace a noun that comes after the preposition à. Eg I gave it **to James** = I gave it **to him**

The indirect object pronouns are:

me or m'	to me	te or t	to you
lui	to him/her	nous	to us
vous	to you	leur	to them

The rules for placement of the IOB are the same as for the DOP

* Use two pronouns together

For 1st and 2nd person, the IOP comes before the DOP:

Nous **les leur** avons donnés.

Tu **me l'as** demandé

For 3rd person (with **lui and leur**), the DOP comes before the IOP:

Il **les leur** a apportés.

Je **la lui** ai écrite

Practice

1 Rewrite the following, replacing the noun with the appropriate DOP or IOP.

l'homme regarde les voitures _____

nous avons vu les montagnes _____

elle a demandé à sa mère _____

j'aide mes parents _____

J'adore la musique _____

ils font toujours les devoirs _____

vous aimez les fruits _____

2 Put the words in the correct order.

le me tu donnes _____

je ai leur les donnés _____

je les pas aime ne _____

avons les mangés nous _____

je t' pas entendu ne ai _____

préfère elle regarder le _____

as l' tomber tu laissé _____

“



Find out about Bouillabaisse

”

Questions

Rule

There are different ways to ask questions to which the answer is 'yes' or 'no'.

Either

Keep the word order the same as a statement, and add a question mark. For example:

Tu aimes aller aux concerts ?

Or

Add **Est-ce que** to the start of the question and keep the word order the same as a statement. For example:

Est-ce que tu aimes aller aux concerts ?

Or

Switch the verb and the subject at the start of the question. Notice the hyphen.

Aimes-tu aller aux concerts ?

Add a 't' for pronunciation before a vowel

Aime-t-il aller aux concerts ?

Tip: Using a question word

Put the question word at the start of the sentence and switch the verb and subject around.

Eg: Où habites-tu ?

Or use **est-ce que** between the question word and the subject.

Où est-ce que tu habites ?

Informally, the question word can come at the end:

Tu habites **où** ?

Question words

Qui ?

Que ? / Qu'est-ce que... ?

Quand ?

Où ?

Pourquoi ?

Comment ?

Combien (de) ?

À quelle heure ?

Quel ? (needs to agree)

Who ?

What... ?

When ?

Where ?

Why ?

How ?

How much/How many ?

(At) what time ?

Which ?

Practice

1 Fill in the missing words.

- _____ est ta mère ? **how**
- _____ habites-tu ? **where**
- _____ apprends-tu le français ? **since when**
- _____ tu joues au rugby ? **do**
- _____ est-ce que tu es arrivé ? **when**
- _____ commencent les cours ? **at what time**
- _____ tu feras demain ? **what**
- C'est _____ ? C'est mon copain **who**
- _____ est ta matière préférée ? **which**
- _____ des frites ? **do you have**

2 Translate the following into French.

- Do you like English? _____
- What would you like to do? _____
- What is your favourite hobby? _____
- At what time do you get up? _____
- Why do you like French? _____
- Where did you go last weekend? _____
- Do you play tennis? _____
- Who is your favourite actor? _____



Find out about **A Bisque**

Negatives

Rule

Remember the **verb sandwich**.

subject + ne/n' + conjugated vb + pas

This is the general rule for all negative phrases

ne ... plus	no longer, not any more
ne ... rien	nothing
ne ... jamais	never
ne ... que	only
ne ... ni ... ni	neither ... nor
ne ... personne	nobody
ne ... aucun(e)	none whatsoever
ne ... guère	hardly
ne ... nulle part	nowhere

Tip:

As is the case in English, *personne* and *rien* can also be the subject of a sentence. You still need to put 'ne' before the verb.

Rien n'est arrivé - nothing happened

Personne ne mange - Nobody is eating

* Note

With DOPs, IOPs and reflexive pronouns, the 'ne' comes before the pronoun

In the near future the negative goes either side of the 1st, conjugated verb, in this case, *aller*.

In the perfect, the negative usually goes either side of the auxiliary verb

Practice

1 Complete the sentences with the correct negative.

- Tu _____ as _____ fini tes devoirs?
Elle _____ aime _____ l'histoire _____ la géographie.
Nous _____ jouons _____ au foot car nous détestons ça.
Avant, je faisais de l'exercice mais maintenant, je _____ en fais _____
Il _____ mange _____ fruit.
Je _____ fais _____ ce soir - je suis trop fatigué.

2 Make the following negative.

- l'homme fait du ski **never** _____
je fais mes devoirs **no longer** _____
la femme veut lire un livre **not** _____
la fille était contente **nobody** _____
nous pouvons sortir **hardly** _____
j'ai beaucoup fait **nothing** _____
il y avait deux maisons **only** _____
je mange beaucoup de légumes **none whatsoever** _____
il avait beaucoup de gens **no one** _____
j'aime la musique et le dessin **neither nor** _____



Find out about French café culture

“

”